



EYE IMPLANTS

MORCHER® GmbH

Kapuzinerweg 12
70374 Stuttgart
GERMANY

Phone +49 (0) 711 / 95 320 - 0
Fax +49 (0) 711 / 95 320 - 80

E-Mail info@morcher.com
Web www.morcher.com



V2021-12 / BAR

 MADE IN GERMANY

CAPSULAR RINGS

CAPSULAR TENSION RINGS	04
CIONNI RINGS FOR SCLERAL FIXATION	08
CAPSULAR SEGMENTS FOR SCLERAL FIXATION	10

INTRAOCULAR LENSES

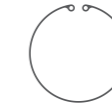
HYDROPHILIC IOL	12
BAG-IN-THE-LENS	16

ACCESSORY

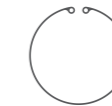
CALIPER RINGS.....	18
--------------------	----

With effect from the publication day of this catalogue all previous issues will cease to be valid. This catalogue and the descriptions, technical references, and annotations have been put together by us with due diligence. We cannot, however, accept any liability concerning misprints, technical changes at products, and consequential damage in connection with technical references as well as our ability to deliver within the catalogue's duration of validity. Illustrations and descriptions in this catalogue do not represent at any case a warranty of features. Not all implants are available in all countries. All listed A-constants are presented as guidelines only. We recommend that you develop your own A-constants based on your experience.

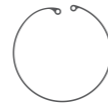
CAPSULAR RINGS




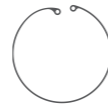
	PRELOADED		
	EYEJET® CTR TYPE 14	EYEJET® CTR TYPE 14C	EYEJET® CTR TYPE 14A
Size (open)	12.3 mm	13.0 mm	14.5 mm
Size (compressed)	10.0 mm	11.0 mm	12.0 mm
Zonular Damage	up to 4 hours (120°)	up to 4 hours (120°)	up to 4 hours (120°)
Incision	2.2 mm	2.2 mm	2.2 mm
Material	CLEAR PMMA	CLEAR PMMA	CLEAR PMMA
Direction of Implantation	RIGHT (clockwise) / LEFT (counter clockwise)	RIGHT (clockwise) / LEFT (counter clockwise)	RIGHT (clockwise) / LEFT (counter clockwise)





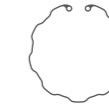
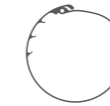
	TYPE 13S	TYPE 14	TYPE 14C	TYPE 14A
Size (open)	10.5 mm	12.3 mm	13.0 mm	14.5 mm
Size (compressed)	9.0 mm	10.0 mm	11.0 mm	12.0 mm
Zonular Damage	up to 4 hours (120°)	up to 4 hours (120°)	up to 4 hours (120°)	up to 4 hours (120°)
Material	CLEAR PMMA	CLEAR PMMA	CLEAR PMMA	CLEAR PMMA



	PRELOADED		
	EYEJET® CTR TYPE 13	EYEJET® CTR TYPE 13A	EYEJET® CTR TYPE 13B
Size (open)	12.3 mm	13.0 mm	14.5 mm
Size (compressed)	10.0 mm	11.0 mm	12.0 mm
Zonular Damage	up to 4 hours (120°)	up to 4 hours (120°)	up to 4 hours (120°)
Incision	2.2 mm	2.2 mm	2.2 mm
Material	BLUE PMMA	BLUE PMMA	BLUE PMMA
Direction of Implantation	RIGHT (clockwise)	RIGHT (clockwise)	RIGHT (clockwise)
Feature	The bent eyelet is designed to reduce a possible puncturing (bulging) of the capsular bag when the ring is being rotated into the bag.		
			



	TYPE 13	TYPE 13A	TYPE 13B
Size (open)	12.3 mm	13.0 mm	14.5 mm
Size (compressed)	10.0 mm	11.0 mm	12.0 mm
Zonular Damage	up to 4 hours (120°)	up to 4 hours (120°)	up to 4 hours (120°)
Material	BLUE PMMA	BLUE PMMA	BLUE PMMA
Feature	The bent eyelet is designed to reduce a possible puncturing (bulging) of the capsular bag when the ring is being rotated into the bag.		
			



	PRELOADED	PRELOADED		PRELOADED
	EYEJET® CTR TYPE 19D	EYEJET® CTR TYPE 10C	TYPE 10C	TYPE 20C
Size (open)	11.6 mm	12.1 mm	12.1 mm	12.1 mm
Size (compressed)	10.0/9.5/9.0/8.5 mm	11.0 mm	11.0 mm	11.0 mm
Zonular Damage	up to 4 hours (120°)	up to 4 hours (120°)	up to 4 hours (120°)	up to 4 hours (120°)
Incision	2.2 mm	2.2 mm	-	2.2 mm
Material	CLEAR PMMA	CLEAR PMMA	CLEAR PMMA	CLEAR PMMA
Direction of Implantation	RIGHT (clockwise)	RIGHT (clockwise)	-	RIGHT (clockwise)
Features	-	The eight indentations of 0.15 mm are designed to simplify the removal of the cortex tissue.		The 17 indentations of 0.15 mm are designed to simplify the removal of the cortex tissue.
Note	Available only preloaded	-	-	Available only preloaded

CIONNI RINGS FOR SCLERAL FIXATION



	TYPE 1S	TYPE 1G	TYPE 1L	TYPE 2C
Size (open)	10.66 mm	12.2 mm	13.0 mm	13.0 mm
Size (compressed)	8.5 mm	10.0 mm	11.0 mm	11.0 mm
Zonular Damage	> 4 hours (120°)	> 4 hours (120°)	> 4 hours (120°)	> 4 hours (120°)
ACCC*	6.0 mm	6.0 mm	7.0 mm	7.0 mm
Suturable Arms	one	one	one	one
Material	CLEAR PMMA	CLEAR PMMA	CLEAR PMMA	CLEAR PMMA
Fixation	We recommend the use of 9-0 double armed prolene sutures with spatula needles.			



	PRELOADED EYEJET® CTR TYPE 10L	PRELOADED EYEJET® CTR TYPE 10G	TYPE 2L	TYPE 2S
Indication	Marfan	Traumatic cataracts	-	-
Size (open)	13.0 mm	13.0 mm	13.0 mm	13.0 mm
Size (compressed)	11.0 mm	11.0 mm	11.0 mm	11.0 mm
Length	35.4 mm	37.0 mm	-	-
Zonular Damage	> 4 hours (120°)	> 4 hours (120°)	> 6 hours (180°)	> 6 hours (180°)
ACCC*	7.0 mm	7.0 mm	7.0 mm	5.0 mm
Suturable Arms	one	one	two	two
Incision	2.2 mm	2.2 mm	-	-
Direction of Implantation	RIGHT (clockwise)	RIGHT (clockwise)	-	-
Material	CLEAR PMMA	CLEAR PMMA	CLEAR PMMA	CLEAR PMMA
Fixation	We recommend the use of 9-0 double armed prolene sutures with spatula needles			
Note	Available only preloaded	Available only preloaded	Cannot be implanted with an injector!	Cannot be implanted with an injector!

* Anterior Continuous Curvilinear Capsulorhexis

CAPSULAR SEGMENTS FOR SCLERAL FIXATION



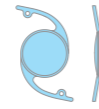
	TYPE 6D	TYPE 6E
Total Diameter	9.5 mm	10.0 mm
Angle	120°	120°
Zonular Damage	> 4 hours (120°)	> 4 hours (120°)
ACCC*	5.0 mm	5.0 mm
Suturable Arms	one	one
Material	CLEAR PMMA	CLEAR PMMA
Fixation	We recommend the use of 9-0 double armed prolene sutures with spatula needles	

* Anterior Continuous Curvilinear Capsulorhexis

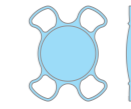
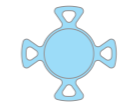
HYDROPHILIC IOL



	TYPE 92S	TYPE 46G UV PLUS
Total Diameter	15.0 mm	15.0 mm
Optic Diameter	6.0 mm	6.0 mm
Position	Capsular Bag	Capsular Bag
Haptic	C-Loop 10°	C-Loop 10°
Standard Diopter Range	10.0 – 30.0 D (0.5 inc.)	10.0 – 30.0 D (0.5 inc.)
On Request Diopter Range	8.5 – 9.5 D (0.5 inc.) 30.5 – 40.0 D (0.5 inc.)	8.5 – 9.5 D (0.5 inc.) 30.5 – 40.0 D (0.5 inc.)
Theoretical Standard Diopter	23.0 D	23.0 D
Theoretical A-Con. (optical)	119.7 Scleral sutured = 120.6	119.7 Scleral sutured = 120.6
Theoretical ACD (optical)	5.96 mm Scleral sutured = 6.48 mm	5.96 mm Scleral sutured = 6.48 mm
Haigis	a0 = 1.40 a1 = 0.40 a2 = 0.10	a0 = 1.40 a1 = 0.40 a2 = 0.10
SRK/T SRK II	119.1 119.6	119.1 119.6
Material	Hydrophilic Acrylic	Hydrophilic Acrylic
Water Content	28.0 %	28.0 %
Filter	UV - Filter	UV - Filter and High Energy Visible Light Blocker
Refractive Index	1.46	1.46



	TYPE 92G	TYPE 90L	TYPE 92B
Total Diameter	15.0 mm	15.0 mm	15.0 mm
Optic Diameter	6.5 mm	6.5 mm	7.0 mm
Position	Capsular Bag	Capsular Bag	Capsular Bag
Haptic	C-Loop 10°	C-Loop 10°	C-Loop 10°
Standard Diopter Range	10.0 – 30.0 D (0.5 inc.)	10.0 – 30.0 D (0.5 inc.)	10.0 – 30.0 D (0.5 inc.)
On Request Diopter Range	8.5 – 9.5 D (0.5 inc.)	8.5 – 9.5 D (0.5 inc.)	8.5 – 9.5 D (0.5 inc.)
Theoretical Standard Diopter	22.0 D	22.0 D Scleral sutured = 23.0 D	21.0 D
Theoretical A-Con. (optical)	119.7 Scleral sutured = 120.6	119.7 Scleral sutured = 120.6	119.7 Scleral sutured = 120.6
Theoretical ACD (optical)	5.96 mm Scleral sutured = 6.48 mm	5.96 mm Scleral sutured = 6.48 mm	5.96 mm Scleral sutured = 6.48 mm
Optimized A-Con. (optical)	-	Scleral sutured = 118.1	-
Optimized ACD (optical)	-	Scleral sutured = 5.02 mm	-
Material	Hydrophilic Acrylic	Hydrophilic Acrylic	Hydrophilic Acrylic
Water Content	28.0 %	28.0 %	28.0 %
Filter	UV - Filter	UV - Filter	UV - Filter
Refractive Index	1.46	1.46	1.46
Note	-	-	Cannot be implanted with an injector due to its optic size!

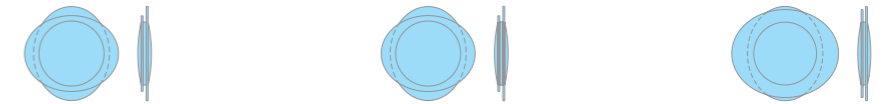


	TYPE 92C	TYPE 97B		
Total Diameter	10.5 mm	11.0 mm	10.75 mm	10.5 mm
Optic Diameter	6.0 mm	6.5 mm convexo-concave	6.25 mm / 5.75 mm biconvex	6.0 mm / 5.5 mm biconvex
Position	Capsular Bag	Capsular Bag	Capsular Bag	Capsular Bag
Haptic	4-Loop 10°	4-Loop 0°	4-Loop 0°	4-Loop 0°
Standard Diopter Range	15.0 – 30.0 D (0.5 inc.)	-5.0 – 4.5 D (0.5 inc.)	5.0 – 14.5 D (0.5 inc.)	15.0 – 35.0 D (0.5 inc.)
On Request Diopter Range	8.5 – 14.5 D (0.5 inc.) 30.5 – 35.0 D (0.5 inc.)	-	-	-
Theoretical Standard Diopter	22.0 D	22.0 D	22.0 D	22.0 D
Theoretical A-Con. (optical)	119.1	118.8	118.8	118.8
Theoretical ACD (optical)	5.61 mm	5.43 mm	5.43 mm	5.43 mm
Optimized A-Con. SRKT (optical)*	-	118.8	118.8	118.4
Material	Hydrophilic Acrylic	Hydrophilic Acrylic	Hydrophilic Acrylic	Hydrophilic Acrylic
Water Content	28.0 %	28.0 %	28.0 %	28.0 %
Filter	UV-Filter	UV-Filter	UV-Filter	UV-Filter
Refractive Index	1.46	1.46	1.46	1.46
Feature	-	Type 97B is manufactured with larger optic and overall diameter for highly myopic eyes and myopic range of power.		

* by B. Golenvaux, MD

BIL


BAG-IN-THE-LENS



BAG-IN-THE-LENS SERIES	TYPE 89A	TYPE 89D	TYPE 89F
Indication	Adults Pediatrics	For short eyes (< 18.0 mm) and /or small white to white < 10.0 mm	Combined cataract and vitrectomy procedures or in eyes with large pupils
Total Diameter	7.5 mm	6.5 mm	8.5 / 7.5 mm
Optic Diameter	5.0 mm	4.5 mm	5.0 mm
Standard Diopter Range	10.0 – 30.0 D (0.5 inc.)	10.0 – 30.0 D (0.5 inc.)	10.0 – 30.0 D (0.5 inc.)
On Request Diopter Range	8.5 – 9.5 D (0.5 inc.) 30.5 – 35.0 D (0.5 inc.)	8.5 – 9.5 D (0.5 inc.) 30.5 – 35.0 D (0.5 inc.)	8.5 – 9.5 D (0.5 inc.)
Theoretical Standard Diopter	23.0 D	23.0 D	23.0 D
Theoretical A-Con. (optical)	118.2	118.2	118.2
Theoretical ACD (optical)	5.08 mm	5.08 mm	5.08 mm
Material	Hydrophilic Acrylic	Hydrophilic Acrylic	Hydrophilic Acrylic
Water Content	28.0 %	28.0 %	28.0 %
Filter	UV-Filter	UV-Filter	UV-Filter
Refractive Index	1.46	1.46	1.46
Recommended Caliper Ring* ¹ for ACCC* ²	TYPE 5 TYPE 4L (PED)	TYPE 4L	TYPE 5
Feature	Designed to prevent PCO in the visual field!		
Note	Surgeons must partake in prerequisite course before implantation!		
Security Advice	Due to the possibility of iris capture it is recommended to keep the pupil in myosis in the early postoperative period.		

*¹ Gauge for Capsulorhexis | *² Anterior Continuous Curvilinear Capsulorhexis

CALIPER RINGS



	TYPE 4	TYPE 4L	TYPE 5	TYPE 6	TYPE 76E
Total Diameter	4.3 mm	4.8 mm	5.3 mm	6.3 mm	6.8 mm
Capsulorhexis \emptyset (Inner Diameter)	4.0 mm	4.5 mm	5.0 mm	6.0 mm	6.5 mm
Material	BLACK PEMA	BLACK PEMA	BLACK PEMA	BLACK PEMA	BLACK PEMA
Bag-In-the-Lens Type	-	89D	89A/89F	-	-